

Chocolate Bark

Ingredients

100g milk chocolate

50g white chocolate

sweets

Method


1. Use a rolling pin to break-up the sweets.



2. Put greaseproof paper on a baking tray.



3. Break-up the milk chocolate. Put it into a bowl.



4. Break-up the white chocolate. Put it into a bowl.



5. Melt the milk chocolate over a saucepan of hot water.



6. Melt the white chocolate over a saucepan of hot water.


7. Pour the melted milk chocolate on the baking tray.




8. Pour the melted white chocolate on top.



9. Use a spoon handle to make a swirly pattern.



10. Sprinkle the broken sweets on top.



11. Put into the fridge to harden.



12. Break into pieces and enjoy!

