








  
 Patchwork Heart Valentines Card






  
 You will need:

 2 colours of card	 old magazines	 ribbon
 scissors	 glue stick	 heart template

  
 Instructions:

1   +   from old  magazines.








2  the   template.









3  a .






4  pink  +   on the .






5  Turn the  heart over and   cut round the  round the  shape.





6  Fold one piece of  card in  half.





7  Cut another piece in a  different colour to  stick on.



8  Stick  on the heart.



9  Stick on a  bow.

