




Christmas

Present

Card



You

will

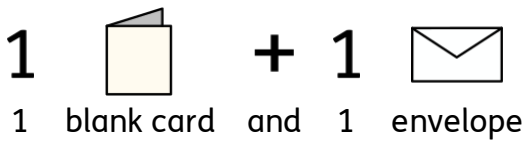
need:



1



1 page of Christmas words



1



1 blank card

+

1



1 envelope



Glue stick








Ribbon







Scissors








Instructions:



1  a  square out of the  Christmas word  paper. 







2  two  lengths of ribbon a bit  longer. 

3  the ribbon  over  the front of the  paper. 





4  it down  at the back.



5  the  present on the  front of the  blank card.



6  on a  bow.

