



Twig



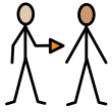
Reindeer



Christmas



Decoration









You

will






need:





		
Twigs	Glue gun and glue sticks	Ribbon
		
Small saw or secateurs	Googly eyes	Buttons or card circles




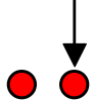

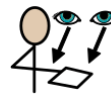
Instructions:

1  1. Cut 3  twigs 11cm  long.





2  2. Glue 2  twigs together to make a  point. 







3    
3. Glue another twig as shown.



4  
4. Glue on 2 googly eyes.

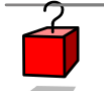



5    
5. Glue on a button or a circle for a nose.



6  
6. Tie on a ribbon.



7  
7. Hang on the Christmas tree.

