




Twig



Christmas



Stars



You

will



need:



Dry Twigs



Small saw or
secateurs



Hot melt glue gun
and glue sticks



Ribbon



Instructions:

1



1. Cut

5




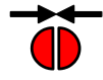
5 twigs

11cm




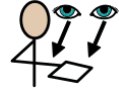


long.




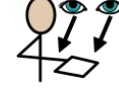


2.  Glue together to make a  point.







3.  Glue another   twig as  shown.


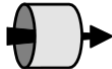



4.  Glue another   twig as  shown.

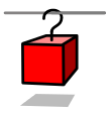




5.  Glue the  last  twig to make a  star.



6  Tie a ribbon through a  point. 



7  Hang  on the  Christmas Tree.

